

Dear Parents,

Provided is the worksheets for your students' academics. You may start at a time that is tailored to your schedule. In **bold**, are IEP goals adapted for your child. Please makes sure student's names is placed on the front of the page of each assignment. Either in the space provided for their name or in the upper left corner. While you are working on assignments, please have your student underline or circle certain vocabulary words or help them to write answers down to show your student is working on the assignment.

English Language Arts - Duration 15 minutes

New Mars Rover

Read the article with your student and ask the following questions. What did NASA launch on July 30th? Rocket or Balloon (**Balloon**). Where is the rocket going? The moon or Mars (**Mars**). What does perseverance mean? Keep Trying or Stop Trying (**Keep Trying**).

This will meet WH (comprehension)/Sequencing/Answer comprehension question (Yes or No) ELA goals as required.

This will meet Speech goals for Functionals Core Words/Yes or No/Choice making questions.

Math – Duration 15 minutes

Dot-to-dot and patchwork math.

Follow directions provided. Please have your student write down their name in the upper left corner. Please you're your student write down answers with assistance to show they are working on the assignment.

This will meet counting / adding / subtracting / math goals as required.

This will meet Speech goals for Functionals Core Words/Yes or No/Choice making questions.

Craft – Duration 15 minutes

Space Painting

Follow directions provided. Please have your student underline specific areas pertaining to what you will need and check off items that you have.

This will meet WH (comprehension)/Sequencing/Answer comprehension question (Yes or No) ELA goals as required.

This will meet Speech goals for Functionals Core Words/Yes or No/Choice making questions.

This will meet OT goals as required.

Health – Duration 15 minutes

Stomach ache

Please assist your student in writing their name in the space provided in the upper left corner of the first page in the space provided. Read the article with your student and underline vocabulary terms and answers to questions at the end of the reading.

This will meet WH (comprehension)/Sequencing/Answer comprehension question (Yes or No) ELA goals as required.

This will meet Speech goals for Functionals Core Words/Yes or No/Choice making questions.

Once completed with an assignment, please scan/photograph and e-mail the assignment to cbeswick@hbic.org OR mail it to 981 N. Euclid St. La Habra, CA 90631.

Any questions, please feel free to contact me by email: jhart@hbic.org

Thank you,

Jonathan Hart

Middle High-School Teacher

The Cleta Harder Developmental School

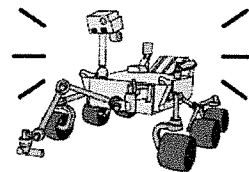
562-694-5655








WHAT









NEW MARS ROVER



NASA launched a rocket on July 30.

A robot called a rover is inside the rocket.















This new rover is going to Mars.






The rover will help NASA scientists learn about Mars.




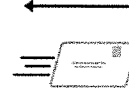



news page




NASA had a contest to help name the rover.



Students across the U.S. sent in names.



NASA chose the name




Perseverance.

Perseverance

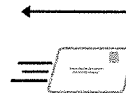
The word perseverance means to continue trying.

And It The
WORD
Up

perseverance



A student from Virginia sent in this name.





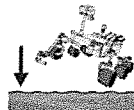
news page



The Perseverance rover will land on Mars.



It should land in February 2021.



2021



Perseverance is about the size of a car.




It has six wheels to move across the ground.



6



Perseverance has cameras to take pictures of Mars.



Patchwork Math

Name: _____

Color the picture of a rock, using the colors beside the numbers below.

3 = no color

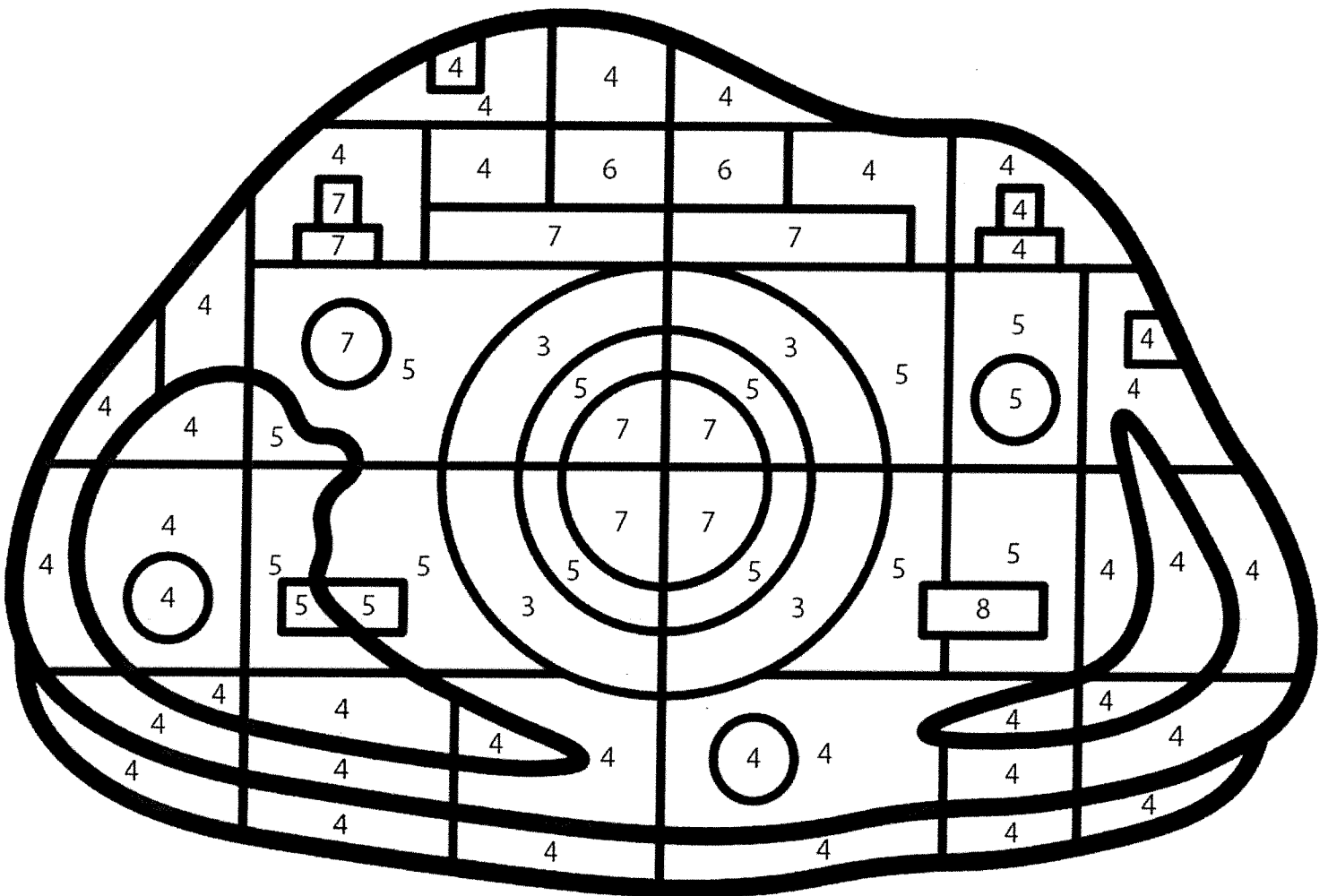
6 = yellow

4 = green

7 = black

5 = gray

8 = red



What hidden picture did you find?

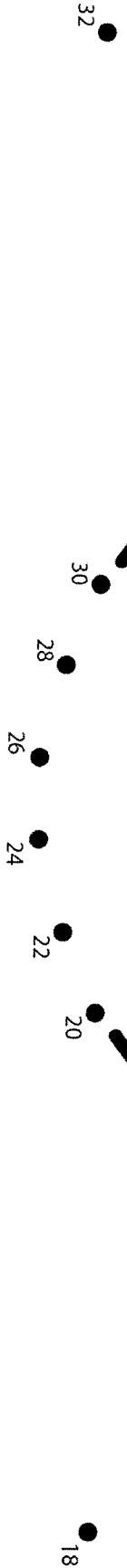


camera

drill

Dot-to-Dot


Name: _____

Count by 2s. What is this? _____






SPACE PAINTING



Introduction



This week's newspaper is about the new Mars rover called Perseverance. NASA plans to have Perseverance land on Mars in February 2021. Mars is a planet in space. Space is dark and has many stars. For this craft, we can make paintings that looks like space. Before starting this craft, you may want to find, share and discuss with your students, pictures of space taken by spaces telescopes.

To prepare for this craft, you will need three spray bottles and one bottle each of white, blue and purple washable tempera paint. Pour one color of paint into each spray bottle. Add a small amount of water to each spray bottle and shake well. You want to add just enough water to thin the paint to the point that it will go through the spray holes. It should still be fairly thick, not runny.

Students will use the spray bottles to spray the paint onto black cardstock that is attached to a vertical surface. The steps have you tape the cardstock to a wall. A wall outdoors would be best since this craft can be very messy. You could also tape it to a fence outdoors that you can easily spray down with a hose afterwards. Putting the cardstock onto an easel outdoors would be another possible option. If you do want to have students work outdoors, be sure to choose a day with little or no wind.

The spray bottles will create small spatters of paint that look like galaxies and stars in space! You may need to encourage students not to hold the spray bottles too close to the cardstock. If the spray bottles are too close to the cardstock, the paint will not spatter onto the cardstock but rather come out in large "blobs" that may drip down the cardstock. You may want to have students practice on scrap paper first before attempting their final painting. Remind students to leave some of the black cardstock showing, to look like the darkness of space.

As this craft can be messy, you may want to have students wear paint shirts to protect their clothes.



What We Know:

• A new rover called Perseverance is going to Mars.



• Perseverance should land on Mars in February 2021.



• Mars is a planet in space.



• Space is dark and has many stars.



What We Can Do:

• We can make paintings that look like space!



Need for Each:

clear tape



black cardstock,
any size



3 prepared spray bottles
(See Introduction)






Activity Steps

1. Tape cardstock to wall.




2. Spray paint white paint onto cardstock.



3. Repeat step 2 with other paint colors.

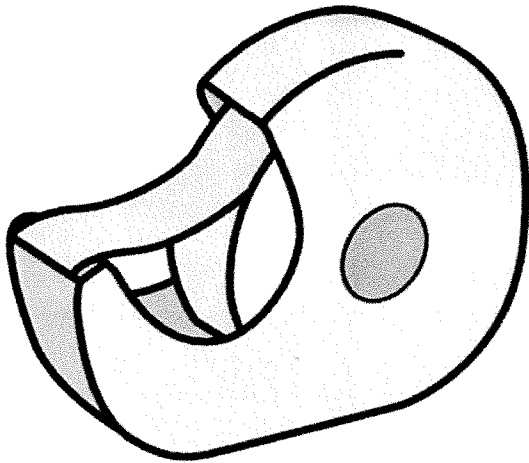


4. Let dry.




Read, practice and post these words on classroom or craft area word walls.


clear tape




black cardstock,
any size



3 prepared spray
bottles



Space Painting



Name: _____

Stomach ache

Vocabulary terms

Stomach ache

Pain

Sometimes we get feelings of pain in our stomachs.

This is called a stomach ache. This can be from different things such as what we ate or we're sick.

Sometimes our stomach just hurts and then the ache can go away.



Pain is something that doesn't feel good in a certain area of our bodies. Pain can be caused by different things either a physical injury or from getting sick. When we feel a pain like a stomachache we don't feel well and sometimes it makes us mad.



mad

Sometimes we get mad because we don't know why our stomach hurts. We want help from the pain but we can't communicate our pain to someone.

Questions:

What is a stomach ache?

What is pain?

How can we get a stomach ache?

What can we do when we have a stomach ache?